
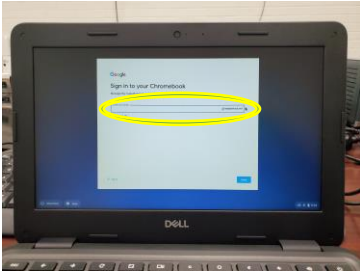


## How to Login to E-Learning

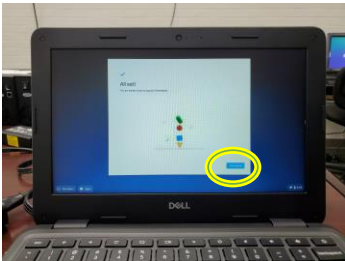
1. Open the chromebook or push the power button to turn on:



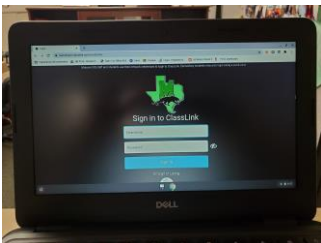
2. Login with your MISD network username\* and password\*\*:



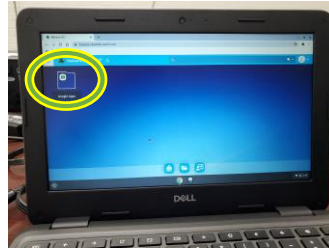
3. Click "Get Started" once logged in:



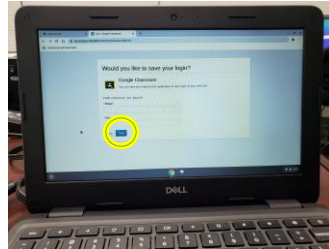
4. Login to ClassLink with your MISD network username and password:



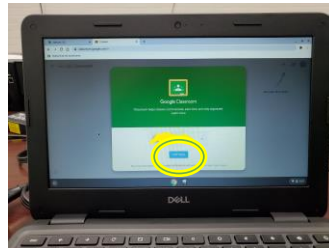
5. Open the "Google Apps" Folder and "Google Classroom" or whatever program folder you need:



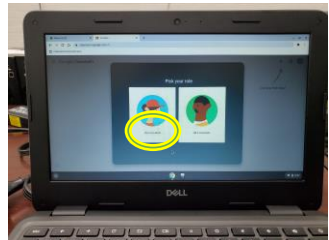
6. Enter your MISD network username@mabankisd.net and password and click "Save":



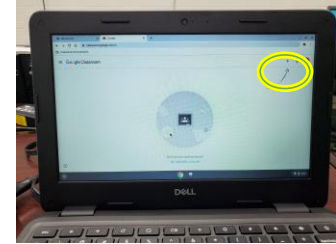
7. Click "Continue" under your name on first login only:



8. Choose your role ("Student") on first login only:



9. You're in! Teachers should be sending you class codes to be able to join your classes using the "+" sign in the upper right hand corner of the screen:



## **Important**

It is ***imperative*** that you go through the ClassLink portal to access Google Classroom. Even if you are using your own device, navigate to [launchpad.classlink.com/mabanktx](https://launchpad.classlink.com/mabanktx) and login with your Mabank ISD network credentials to access Google Classroom. This is how we will track daily activity/attendance for Distance Learning students!

### **\*Network Username:**

first5LettersLastNameFirst3LetterFirstName000

### **\*\*Network Password:**

Lunch Number

More info @

<https://www.mabankisd.net/page/tech.homepage>